


## Constant Voltage Ultrathin light box Power Supply LB-36C




### Features:

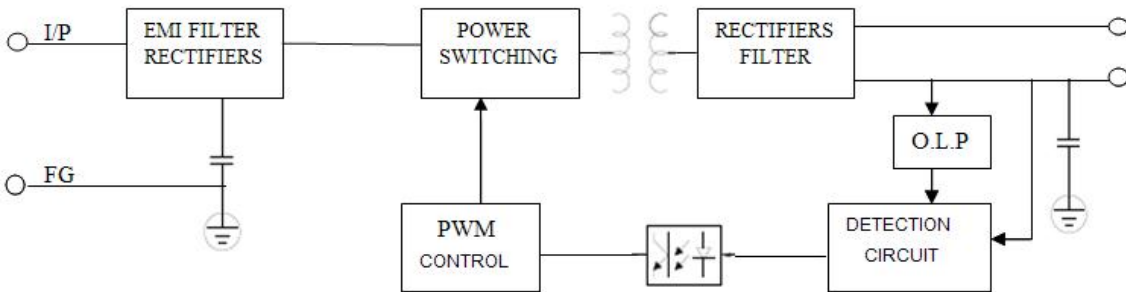
- 1.Constant Voltage design
- 2.175-265VAC input
- 3.Withstand 300VAC surge input for 5seconds
- 4.Protections:Short circuit/Over load/Over current
- 5.Cooling by Convection or Forced air
- 6.100% full load burn-in test
- 7.High Reliability

SPECIFICATION		LB-36C-12	LB-36C-24
OUTPUT	Rated DC voltage	12V	24V
	Rated current	3A	1.5A
	Current range	0-3A	0-1.5A
	Rated Power	36W	
	Voltage tolerance	12±0.5V	24±0.5V
	Ripple & Noise	≤120mVP-P	≤240mVP-P
	Load regulation	±2%	
	Setup,Rise time	50ms/230VAC	
	Hold up time	20ms/230VAC	
INPUT	Voltage range	175-265VAC	
	Frequency range	47-63HZ	
	Efficiency(Tpy.)	>83%	>85%
	Leakage current	0.25mA/230VAC	
PROTECTION	Over Current	110%-150%	
	Reset After Shutdown	Protection type: Hiccup mode at after the fault has been removed	
ENVIRONMENT	Working TEMP.	-25°C-40°C	
	Storage TEMP.	-40°C-80°C	
	Working Humidity	From 10%to90% relative humidity (non-condensing)	
	Vibration	10-500HZ,2G 10min/1cycle,preiod for 60min,each along X,Y,Z axes	
	TEMP. coefficient	±0.03%/°C (0-50°C)	
SAFETY&EMC	Safety Standards	Design refer to LVD EN61347-2-13:2006,EN61347-1:2008	
	With stand Voltage	I/P-O/P:3KVAC,I/P-COVER:1.5KVAC,O/P-COVER:500VAC	
	Isolation Resistance	I/P-O/P:>100M Ohms/500VDC/25°C/70% RH	
OTHERS	MTBF	50KHours (25°C)	
	Dimension	283*18*18mm(L*W*h)	
	Weight	82g	

**Configuration dimensions(Unit:mm)**



**Circuit diagram:**



**Diagram:**

